

Scaled data based on original data using
LM-79-08 Approved Method: Electrical and Photometric Measurements of Solid-
State Lighting Products

Test Report Prepared for
Cooper Lighting Solutions
(formerly Eaton)

Brand: STREETWORKS

Report Number: P636230

Luminaire Tested: **IFLD-M-SA4A-940-U-33-VI**

Issue Date: 01/17/2023

Test Information

Test Method: LM-79-08
Report Number: P636230
Test Lab: INNOVATION CENTER(G2)
Issue Date: 01/17/2023
Manufacturer: COOPER LIGHTING SOLUTIONS (FORMERLY EATON)
Product Line: STREETWORKS
Catalog Number: IFLD-M-SA4A-940-U-33-VI
Description: Infrastructure Flood – Middle Tier Light Square Luminaire w/ Nema 3 distribution lens and Visor
Light Source: (64) 4000K CCT, 90 CRI LEDs
Ballast/Driver: ELECTRONIC DRIVER

Summary

Lumens per Lamp: N/A
Luminaire Lumens: 12770.3 lumens
Efficiency: N/A
Efficacy: 99.3 lumens/watt
Luminous Opening: Rectangular (W 2' x L: 0.5' x H: 0')
IES Classification: Type V - Short
BUG Rating: B5 - U0 - G0

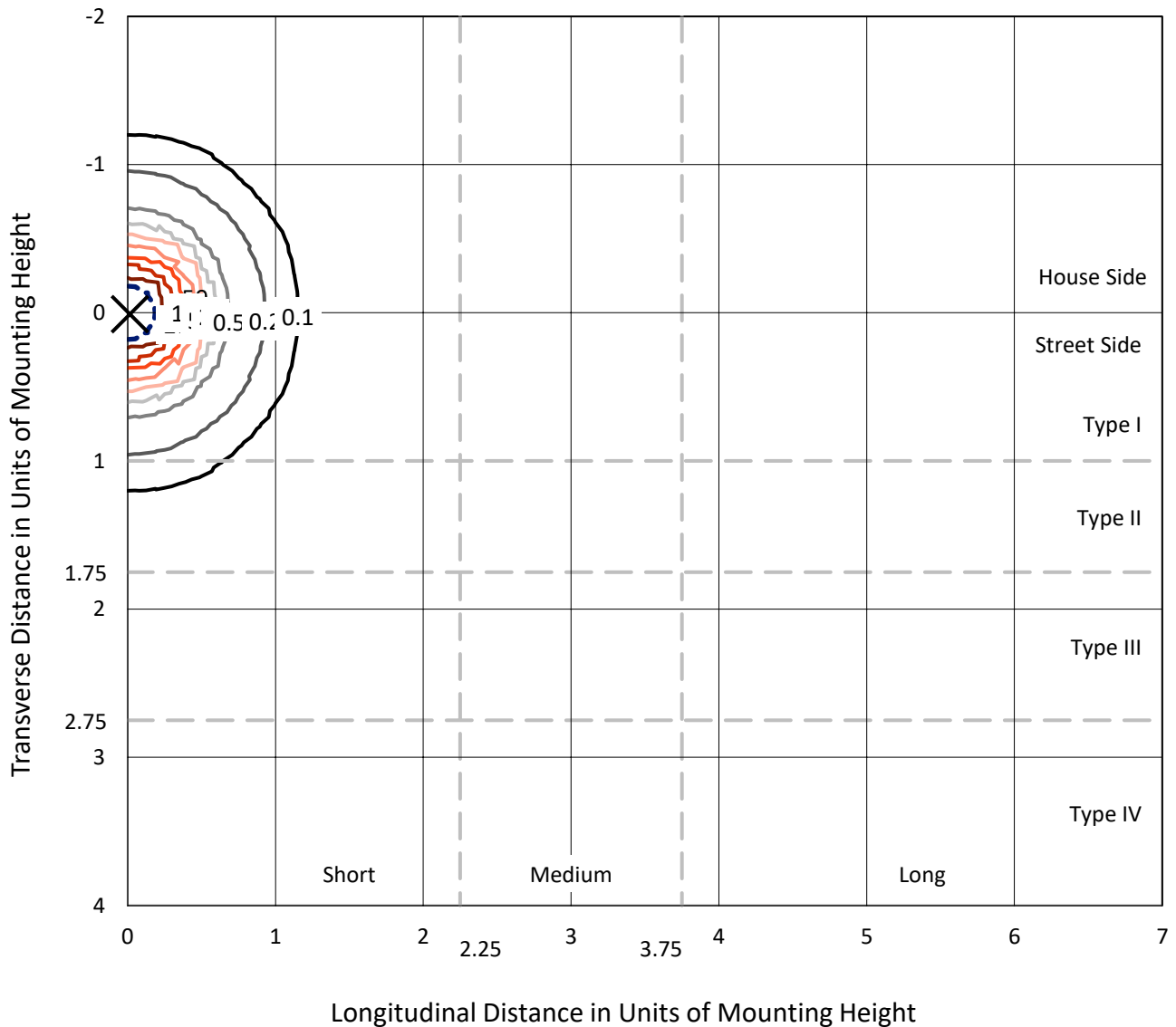
Input Watts (W): 128.6
Input Voltage (V): 120
Input Current (Ain): NR
Voltage Rise (V): NR
Power Factor: NR
Total Harmonic Distortion (THDi): NR
Frequency (hertz): 60
Stabilization Time: NR
Operation Time: NR
Ambient Temperature (°C): NR
Test Distance: 25 FT



REPORT NUMBER: P636230
 CATALOG NUMBER: IFLD-M-SA4A-940-U-33-VI

Iso-Footcandle Lines of Horizontal Illumination

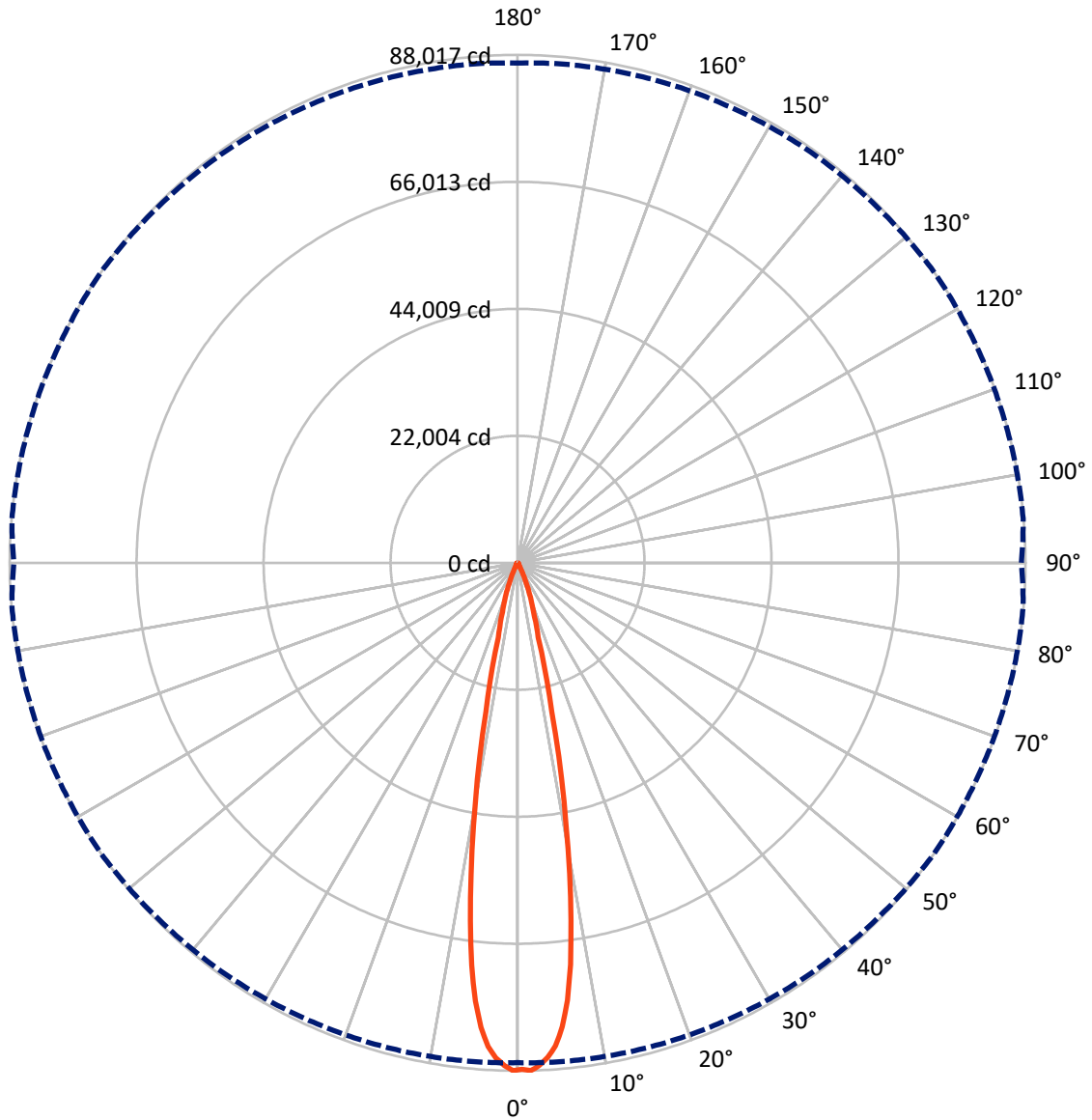
× Max cd
 - - - 1/2 Max cd



Based on 20 foot mounting height. Maximum calculated value = 219.5 fc
 Type V - Short - N/A

REPORT NUMBER: P636230
CATALOG NUMBER: IFLD-M-SA4A-940-U-33-VI

Luminous Intensity Polar Plot



— Vertical Plane Through 55-Deg Lateral - - - Horizontal Cone Through 1-Deg Vertical

REPORT NUMBER: P636230
 CATALOG NUMBER: IFLD-M-SA4A-940-U-33-VI

FLUX DISTRIBUTION:

		Downward	Upward	Total
House Side	Lumens	6385.2	0.0	6385.2
	% Fixture	50.0	0.0	50.0
Street Side	Lumens	6385.2	0.0	6385.2
	% Fixture	50.0	0.0	50.0
Total	Lumens	12770.3	0.0	12770.3
	% Fixture	100.0	0.0	100.0

Coefficient of Utilization

ZONAL LUMENS:

Zone	Lumens	% Fixture
0°-10°	6488.3	50.8
10°-20°	4598.3	36.0
20°-30°	1077.5	8.4
30°-40°	225.2	1.8
40°-50°	145.3	1.1
50°-60°	107.6	0.8
60°-70°	73.1	0.6
70°-80°	39.0	0.3
80°-90°	16.0	0.1
90°-100°	0.0	0.0
100°-110°	0.0	0.0
110°-120°	0.0	0.0
120°-130°	0.0	0.0
130°-140°	0.0	0.0
140°-150°	0.0	0.0
150°-160°	0.0	0.0
160°-170°	0.0	0.0
170°-180°	0.0	0.0
0°-90°	12770.3	100.0
0°-180°	12770.3	100.0

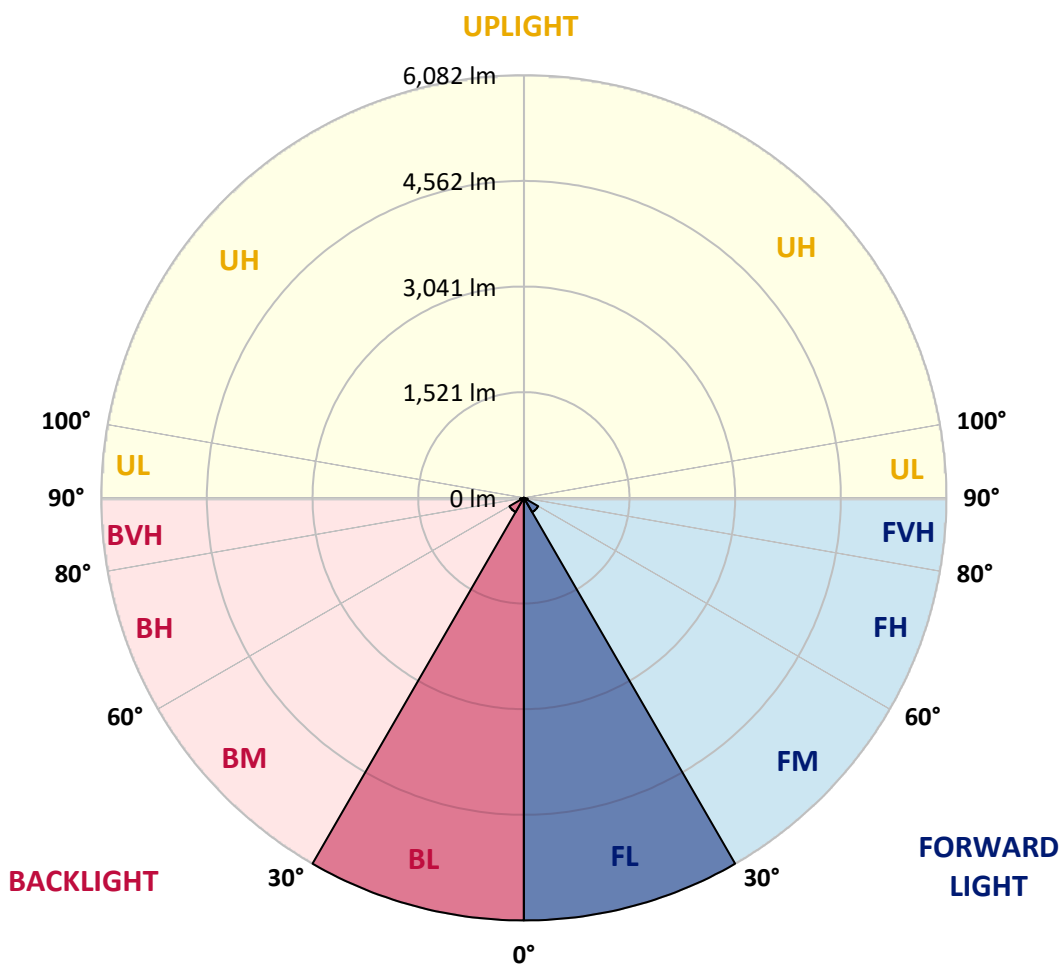


REPORT NUMBER: P636230
 CATALOG NUMBER: IFLD-M-SA4A-940-U-33-VI

LUMINAIRE CLASSIFICATION SYSTEM LUMEN TABLE AND BUG RATING:

Zone	Lumens	% Fixture	Zone Rating/Lumen Limit		
			B	U	G
FL (0°-30°)	6082.0	47.6			
FM (30°-60°)	239.0	1.9			
FH (60°-80°)	56.1	0.4			G0/660
FVH (80°-90°)	8.0	0.1			G0/10
BL (0°-30°)	6082.0	47.6	B5		
BM (30°-60°)	239.0	1.9	B1/1000		
BH (60°-80°)	56.1	0.4	B0/110		G0/660
BVH (80°-90°)	8.0	0.1			G0/10
UL (90°-100°)	0.0	0.0		U0/0	
UH (100°-180°)	0.0	0.0		U0/0	

BUG Rating: B5-U0-G0
 Type V Short





REPORT NUMBER: P636230
 CATALOG NUMBER: IFLD-M-SA4A-940-U-33-VI

CANDELA DISTRIBUTION (FULL):

	0°	5°	15°	25°	35°	45°	55°	65°	75°	85°
0°	87791.3	87791.3	87791.3	87791.3	87791.3	87791.3	87791.3	87791.3	87791.3	87791.3
1°	86610.1	86770.5	86967.0	87145.4	87414.1	87633.2	88017.1	87935.8	87924.5	87940.3
2°	84932.1	85133.1	85435.8	85614.2	86307.5	86592.1	87172.5	87344.1	87206.4	87362.2
3°	82418.5	82583.4	83057.7	83407.7	84306.6	85074.4	85851.3	86108.8	85948.4	86020.7
4°	79426.1	79595.5	80169.1	80882.8	82181.4	83032.8	83963.3	84193.6	83669.7	83705.8
5°	75864.6	75943.7	76646.0	77296.4	78850.2	79882.3	80765.4	80837.6	80358.9	80175.9
6°	71858.2	71715.9	72361.8	72637.3	74568.3	75620.7	76266.6	76183.0	75819.4	75663.6
7°	67097.5	66903.2	67424.9	67275.9	68985.5	69586.2	70207.3	69922.7	69633.7	69992.7
8°	61589.2	61480.8	61144.3	61754.0	62092.8	62630.3	62628.1	62463.2	62454.2	63052.6
9°	53580.9	54581.3	54285.5	54924.6	54838.8	54813.9	54649.1	54542.9	54091.3	54780.1
10°	44786.6	45441.5	45940.6	46893.7	46708.5	46970.5	46053.6	46209.4	45909.0	46478.1
12.5°	23182.6	23918.9	24350.2	25077.4	25876.9	26694.4	26430.2	26156.9	25748.2	26249.5
15°	11411.8	11703.1	11840.9	12579.4	13148.5	13354.0	13385.6	13144.0	13040.1	13148.5
17.5°	7003.3	7105.0	7504.7	8353.9	8846.2	8968.2	8889.1	8624.9	8329.0	8204.8
20°	5070.1	5099.5	5250.8	5415.7	6072.9	6416.2	6289.7	6030.0	5756.7	5628.0
22.5°	3310.8	3340.2	3389.9	3480.2	3656.4	4081.0	3943.2	3767.0	3581.8	3543.5
25°	1874.5	1874.5	1926.4	2019.0	2150.0	2181.6	2208.7	2021.3	1935.5	1897.1
27.5°	1045.6	1052.4	1063.7	1099.8	1165.3	1158.6	1129.2	1079.5	1020.8	959.8
30°	578.2	584.9	591.7	600.7	612.0	591.7	573.6	564.6	539.8	533.0
32.5°	433.6	433.6	438.1	435.9	424.6	399.7	388.4	402.0	399.7	388.4
35°	356.8	356.8	361.3	370.4	347.8	329.7	320.7	338.8	338.8	332.0
37.5°	291.3	293.6	295.9	307.1	300.4	280.0	277.8	282.3	284.6	282.3
40°	255.2	252.9	252.9	255.2	250.7	246.2	241.7	239.4	241.7	239.4
42.5°	221.3	219.1	223.6	219.1	210.0	212.3	212.3	205.5	207.8	203.3
45°	194.2	192.0	194.2	189.7	182.9	185.2	185.2	176.2	176.2	173.9
47.5°	171.6	171.6	171.6	173.9	162.6	160.3	162.6	160.3	153.6	151.3
50°	149.1	151.3	153.6	158.1	146.8	142.3	142.3	142.3	137.8	135.5
52.5°	137.8	140.0	140.0	140.0	133.2	128.7	128.7	126.5	124.2	122.0
55°	133.2	133.2	133.2	124.2	122.0	119.7	112.9	110.7	108.4	108.4
57.5°	126.5	126.5	124.2	117.4	110.7	110.7	101.6	99.4	97.1	97.1
60°	112.9	112.9	112.9	110.7	101.6	99.4	90.3	85.8	83.6	83.6
62.5°	103.9	103.9	103.9	94.9	92.6	85.8	79.0	72.3	70.0	65.5
65°	94.9	94.9	94.9	85.8	81.3	74.5	65.5	58.7	54.2	47.4
67.5°	88.1	88.1	85.8	79.0	72.3	63.2	54.2	47.4	38.4	33.9
70°	76.8	76.8	74.5	70.0	63.2	56.5	45.2	36.1	29.4	22.6
72.5°	65.5	65.5	63.2	58.7	54.2	47.4	38.4	31.6	20.3	15.8
75°	54.2	54.2	51.9	47.4	45.2	40.7	33.9	24.8	15.8	6.8
77.5°	45.2	45.2	42.9	40.7	38.4	33.9	29.4	20.3	11.3	4.5
80°	33.9	36.1	36.1	36.1	31.6	29.4	27.1	20.3	9.0	2.3
82.5°	24.8	27.1	27.1	27.1	24.8	22.6	24.8	18.1	9.0	2.3
85°	18.1	18.1	20.3	20.3	20.3	20.3	27.1	20.3	6.8	2.3
87.5°	9.0	9.0	9.0	9.0	9.0	11.3	13.6	11.3	4.5	0.0
90°	0.0	0.0	0.0	0.0	0.0	0.0	0.0	0.0	0.0	0.0

(END C



90°
87791.3
87310.3
86770.5
85478.7
83168.3
79794.3
75313.6
69882.1
61392.7
53495.0
45019.2
24892.2
12642.6
8030.9
5528.6
3464.4
1865.4
962.1
533.0
381.7
329.7
282.3
241.7
205.5
173.9
151.3
133.2
119.7
106.1
97.1
81.3
61.0
47.4
31.6
22.6
13.6
6.8
2.3
2.3
2.3
2.3
0.0
0.0

OF REPORT)